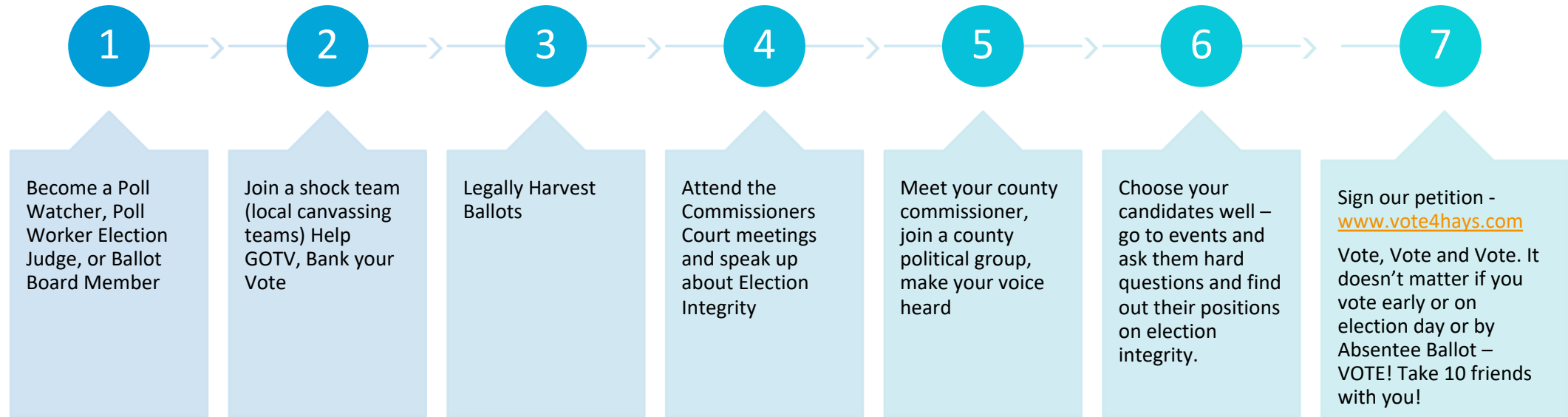


Analysis of Elections in Hays County

VOTE4HAYS
2020 & 2022

Call to Action



Hays County Voter Trends 2020 & 2022

- Population: 241,067 – 266,225
- Registered voters: 153,614 – 171,328
- ~172,00,000 voting age people in Hays in 2022
- Number of precincts: 77 – 86 – (79 voting precincts)
- 5806 people came off the rolls between 8/1-9/1 2023 (164,378)

Physical Canvassing

2020

We knocked on 1001
doors and talked to 461
voters (46% success rate).

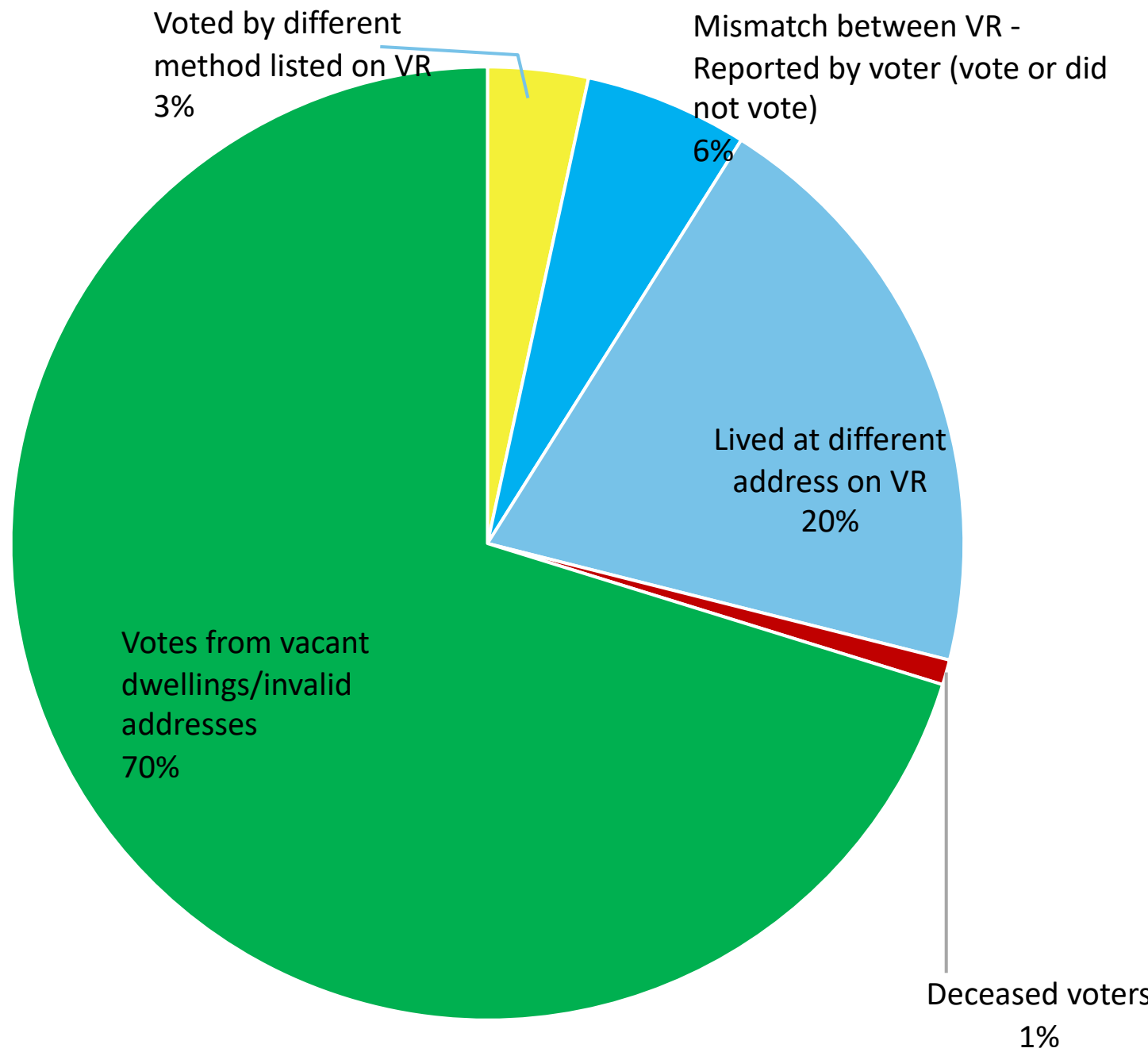
We found **208 anomalies in addresses where voters were registered to and voted from** (Vacant lots or dwellings, farmland, votes not recorded, Didn't vote but records show they did, etc. etc.)

2022

Canvassed 7/79
precincts. Knocked on
165 doors and talked to
31 voters.

We found **3 anomalies in addresses where voters were registered to and voted from** (Vacant lots or dwellings, farmland, votes not recorded, Didn't vote but records show they did, etc. etc.)

2020 Physical Canvassing Breakdown



November 2020 & 2022 General Election

Hays County Voter Roll vs Hays County Website

*Total in-person voting 2020:

- 96,941 - website
- 94,996 - voter roll
- 95,681 - ePollbook

*Total in-person voting 2022:

- 84,953 - website
- 83,379 - voter roll
- 85,841 – ePollbook

	Registered	Voted	Absentee (A)	Early (E) In-person*	Election Day (P) In-person*	Provisional (Z)	Limited (1-2)
Hays Co official (website)	153,614	109,395	12,454	85,928	11,013	-	-
Hays Co voter roll	150,198	108,430	12,347	84,524	10,472	426	661
Difference	3,416	965	107	1,404	541		

	Registered	Voted	Absentee (A)	Early (E) In-person*	Election Day (P) In-person*	Provisional (Z)	Limited (1-2)
Hays Co official (website)	170,350	89,968	4905	61,682	23,271	359	-
Hays Co voter roll	171,323	88,771	4651	61,106	22,273	344	397
Difference	(973)	1197	254	576	998	15	

Digital Canvassing (Voter Rolls)

40,007 People Registered to Vote - 31,161 voted

972 people have effective registration dates in 2021

298 people have effective registration dates in December 2020

196 people have effective registration dates after 4 November 2020

3982 people have the effective registration date of 1 November 2020

2407 Students from Texas State Voted and 1094 of them have an EDR of 11/1/2020

31,848 – voted that didn't voted in the previous 39 election cycles (primaries, out of cycle races, midterms, and presidential elections)

17,000 voters over 70 are registered. 14,000 voted (82%) turnout rate

22,790 People Registered to vote. 11,923 voted

17,230 voted – never voted in the previous 39 election

21,277 voters over 70 are registered. 14,879 voted (70%) turnout rate

More than 3x Suspense Voters (1,762 v. 548)

More than 3x Under Votes

More than 140 People voted 2-4 times. Using different methods. That was through the "F" in the voter roll

88,769 voted. Of these, 67,104 voters voted in 2020.

7,821 individuals between 18-22 yrs old voted in Hays County in 2022

21,665 people who did not vote in 2020, voted in 2022.

Issues with Eligible/Effective Date

2020

57,827 individuals have the same Eligible and Effective date.

Of the 57,827 individuals above, **19,912** have the same Eligible and Effective dates in 2020. Of these, **4,115** have November 1, 2020 as the Eligible and Effective date.

9,528 individuals have an Eligible date **less than** 30 days before Election Day.

3,799 individuals whose effective date was **after** Election Day on Nov 3, 2020, voted. Of these, 247 have an Effective date in 2021.

12 individuals with an Effective date before the Eligible date, voted in 2020.

2022

Hays County EA added a column in the voter roll (Registration Date).

560 persons with an Effective Date after November 8/2022, voted

13 persons with and Eligible Date less than 30 days before ED, voted.

Of these, 4 had an Eligible Date after November 8, 2022.

4 persons had an Eligible Date after the Registration Date.

Red flags — Older Persons

2020

18 people 100 years old or more voted

Of these, 5 were 120 years old or more. Three have the same DOB: January 1, 1900.

82% turnout rate of people over 70 years old.

23 people in the voter roll are deceased.

2022

7 people 100 years old or more voted

Of these, 1 was 122 years old

101 people on the voter roll are over 100 years old

Suspense Voters

1,762 Suspense voters voted - 2022

This represents 2% of the total who voted (89,968), a significant increase compared to the number of suspense voters who voted in 2020, who represented 0.5% of the total (548 of 109,395).

Two precincts (140 and 142) had over 100 suspense voters who voted.

Analysis of Voter Roll vs ePollbook (Voted Early or on Election Day 2020)

All voters (95,680) were checked-in at the top of every hour in batches happening within a span of 59 seconds.

132 voters were checked-in on November 3, 2020, in the ePollbook - No time recorded San Marcos Housing polling place

174 voters have two different VUIDs (one in the ePollbook and another in the voter roll).

2 VUIDs are in the Voter Roll but not on the ePollbook.

5 people checked-in more than once

662 VUIDs are in the ePollbook but NOT in the Voter Roll. Of these – according to PublicData.com:

- 459 live in counties other than Hays.
- 55 live in Hays.
- 439 have an Effective date of Registration (EDR) after Nov 3/2020. Of these, 161 have an EDR in 2021 and 22 have an EDR in 2022.
- 159 do not have any record (VR or PublicData)

Comparison numbers – ePoll book and Voter Roll (2022)

File #	Location	ePoll book	Voter roll	Difference
VC01	Brookdale	392	371	21
VC 02	Calvary Church	309	306	3
VC 03	Centro Cultural Hispano	375	369	6
VC 04	Dunbar	597	597	0
VC 05	First Baptist San Marcos	681	677	4
VC 08	Promiseland Church	494	494	0
VC 10	Fire Station #5	347	342	5
VC 11	SM Housing	174	174	0
VC 14	Stone Brook Seniors	352	352	0
VC 16	ACC Hays Campus	816	814	2

VUIDs in VR - NOT in ePB	926
VUID in ePB - Not in VR	2,652
Total	3,578
Same name, different VUIDs	511
VUID in ePB - Not in VR	2,652
Same name, different VUIDs	511
Total - No VIUD and No Name in VR	2,141
VUID in VR - NOT in ePB	926
Same name, different VUIDs	511
Total - VUIDs in VR not ePB - No matching name in ePB	415
Provisional in VR not ePB	397
Provisional in ePB not in VR	1317
Total Provisional	1714

ePoll Book Analysis - 2022

Snapshot Precinct 334

	Hays County Website*	Hays County voter roll*	Difference
Registered voters	3,777	2,899	878
Voted	1,696	1,218	478

Hays County website
Votes for Biden: 1,290
Votes for Trump: 368
Difference: 922 (251%)

Hays County Voter Roll
465 who voted had an Eligible date less than 30 days before Election Day.
87 who voted had an Effective date after Election Day
62 voters who did not vote in previous 39 cycles voted in Nov 2020

2020	Absentee Votes
Hays County website	12,454
Hays County voter roll	12,347
Difference	107

2022	Absentee Votes
Hays County website	4560
Hays County voter roll	4651
Difference	91

Hays County Absentee Votes Website Compared to Voter Roll

2020

3,362

**potentially
invalid votes
27.2% of
Absentee Votes
from Voter Roll**

345 Ballots that had Eligible or Effective Dates with anomalies.

730 Applications without a matching Envelope.

125 Individuals not in the Voter Roll without matching Envelopes.

182 Envelopes without an Application.

836 missing Envelopes needed to match the votes certified by the County.

766 Envelopes matched to faulty Applications.

230 Envelopes whose signature did not match with the Application's signature.

45 Individuals not in the Voter Roll that filled Applications.

100 Individuals that voted from nursing homes via helpers and assistants.

3 Missing Applications from the Voter Roll.

Ballot by Mail Applications

2022

5505 Ballot by Mail Applications Sent

4541 Ballot by Mail Applications
Returned

4651 People Voted by Mail (per the
MVR)

4671 People Voted by Mail (per the
daily count)

110 more people voted by mail than
Applications returned

Red flags – Poll Watchers - Affidavits 2022

Robert Francis
O'Rourke paid college
students \$250 a vote

Paper jams

Power failures

Missing seals or locks

Wrong tamper tag
numbers

“Extra” electronics
observed

Machines out of service

Denied/attempted to
deny entry

Restricted movement

Told where to
sit/yellow tape

In one case, physically
blocked (literally
shoulder-
checked)

Not allowed to
view/inspect
returns/tapes/ or other
records

Logic & Accuracy Testing (L&A)

2022

FAILED

Smurfing

O'Keefe Media Group Uncovers
Potential MASSIVE Money Laundering
into Political Campaigns

4/11/2023 Research found Mr. Ger**** Fa*** having donated over 17,881 times in two years.

Jan 2015 to Nov 2016: 17 Donations for \$251

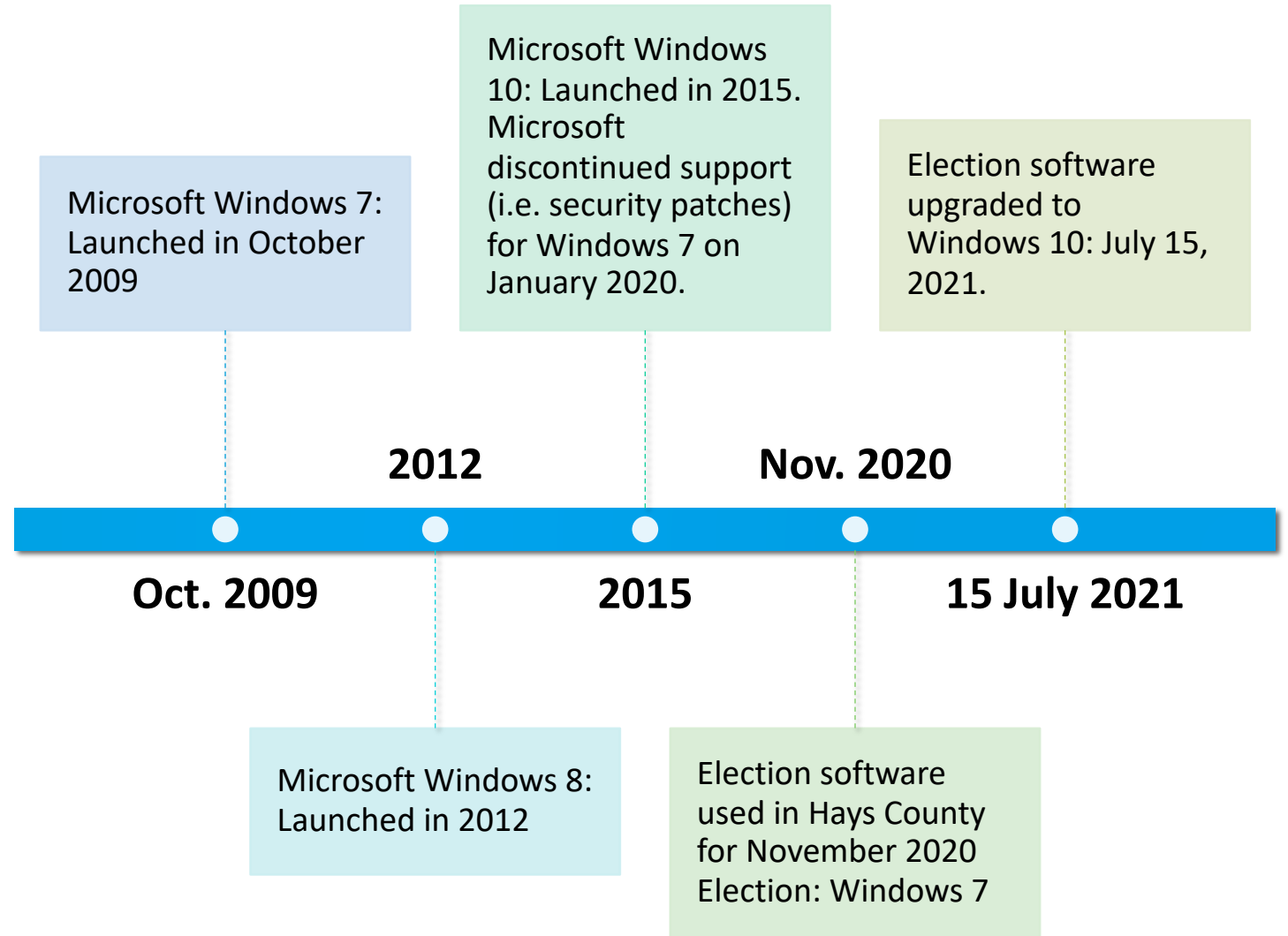
Mar 2017 to Dec 2018: 1110 Donations for \$12,917.32

Jan 2019 to Dec 2020: 7878 Donations for \$105,157.79

Jan 2021 to Feb 2023: 10,556 Donations for \$129,433.75

Canvasser impression: Some of Mr. Farr's donations have likely been split between beneficiaries. Need to do an analysis of the donations.

Hays County Elections - Operating System



Machines are at the Root of the Problems

The machines can affect the integrity of the election process by enabling others to monitor/track how votes are cast.

Using the voter roll, machines can be programmed to create votes from individuals that did not vote.

Machines can be programmed to create votes from individuals that live in other counties and from individuals who do not exist.

Machines can be programmed to assign different VUIDs to the same individual.

Machines can be manipulated to increase the votes for one candidate and decrease the votes for another.

Machines allow elections officials to avoid responsibility.

Machines are at the Root of the Problems

By creating a code which can be programmed in any manner, the machines do not allow for verification of the actual physical votes for each candidate and the election results.

Machines allow external profit-making companies to manage the election process, resulting in election integrity issues, such as the manipulation and erasing of data.

The software used by the machines is covered by proprietary rights and thus not shared with the voters and public officials.

Solutions for In-Person Voting*

Return to the following proven election practices according to existing election law in Texas:

1. Sequentially numbered paper ballots printed on secure paper (TEC 52.062)
2. Hand-marked ballots that are retained according to law (TEC 66.058, 52 USC 20701);
3. Precinct voting only; no county-wide polling locations; reduce the size of precincts (TEC 43.001-43.062);
4. No early voting; local jurisdictions may opt for a local holiday (TEC 85.001-85.072);
5. Hand-count the paper ballots and produce results by 11 pm on election day by hiring and paying local election workers (TEC 67.001-67.017);

2. Clean the voter rolls

*All items are within the authority of the County Commission, the Hays County Election Commission, and the Hays County Election Board.

Solutions for Ballot by Mail Voting*

Texas Election Code requires a correctly completed Application for Ballots by mail (TEC Ch. 86)

- Attach the Application to its corresponding Carrier Envelope.
- Sort the applications and envelopes by precinct, then alphabetically or by VUID number and file in such a way as to be able to go back and audit the records.
- Generate a list of rejected Applications and mark on the Application the reason for the rejection (TEC Ch. 86)
- Adhere to the law when reviewing Applications by witnesses and assistants (TEC Ch. 84)

*All items are within the authority of the County Commission, the Hays County Election Commission, and the Hays County Election Board.

